

2008 Graduates

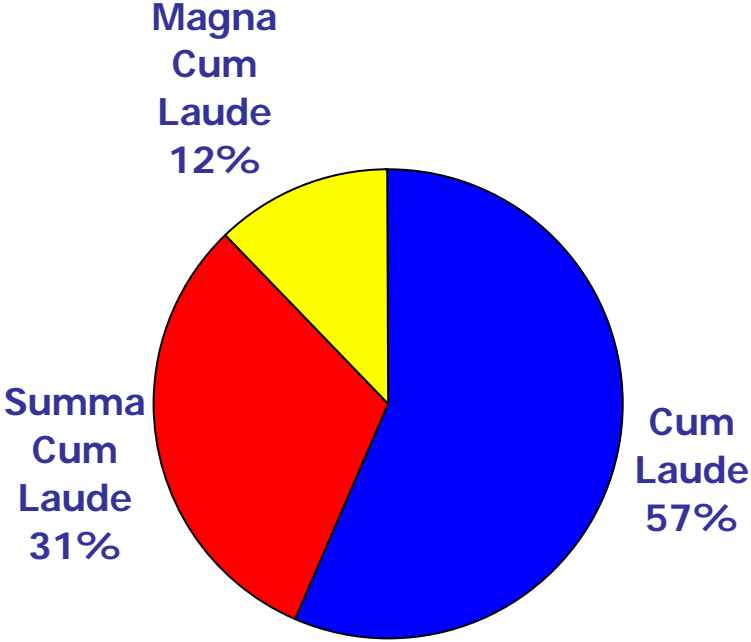
	#
Bachelors	826
Graduate Certificates	28
Masters	614
Ph.D.s	84
Total	1,552

2008 Undergraduate Students

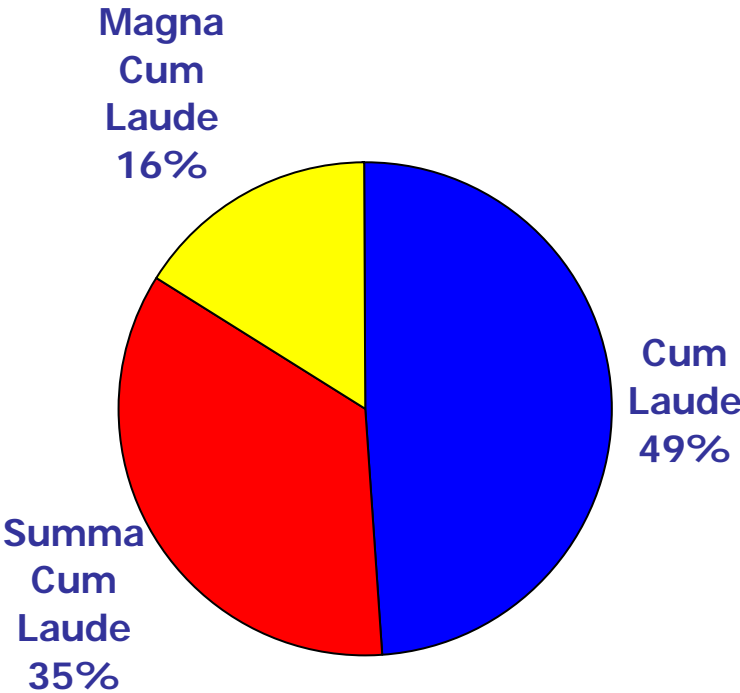
	#	% Total	% of Honors
Total Degrees	826	100.0%	
Total Latin Honors	403	48.8%	100.0%
<i>Cum Laude</i> (3.5 GPA)	197	23.8%	48.9%
<i>Magna Cum Laude</i> (3.7 GPA)	141	17.1%	35.0%
<i>Summa Cum Laude</i> (3.8 GPA)	65	7.9%	16.1%

Changes in Latin Honors

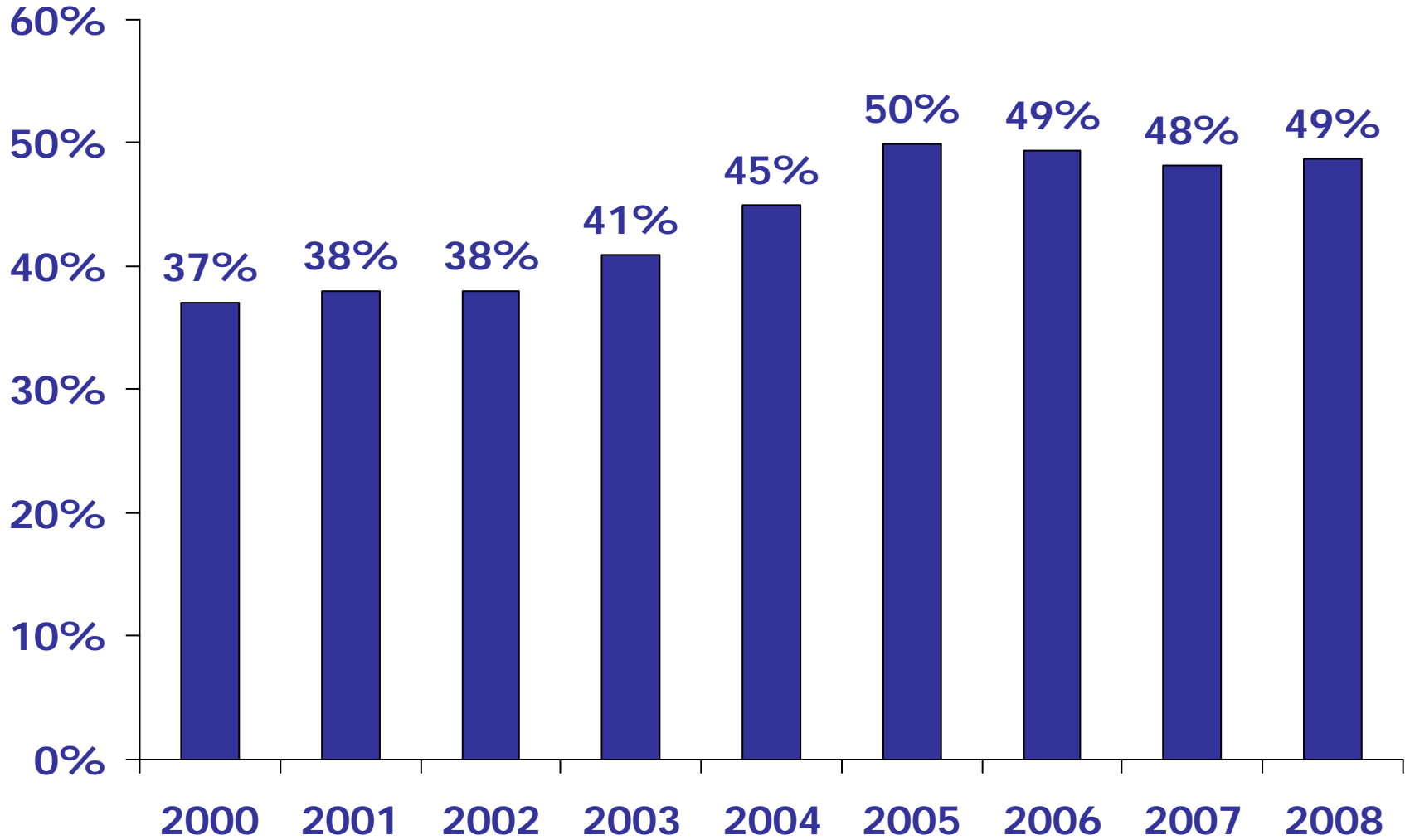
2000 Graduates



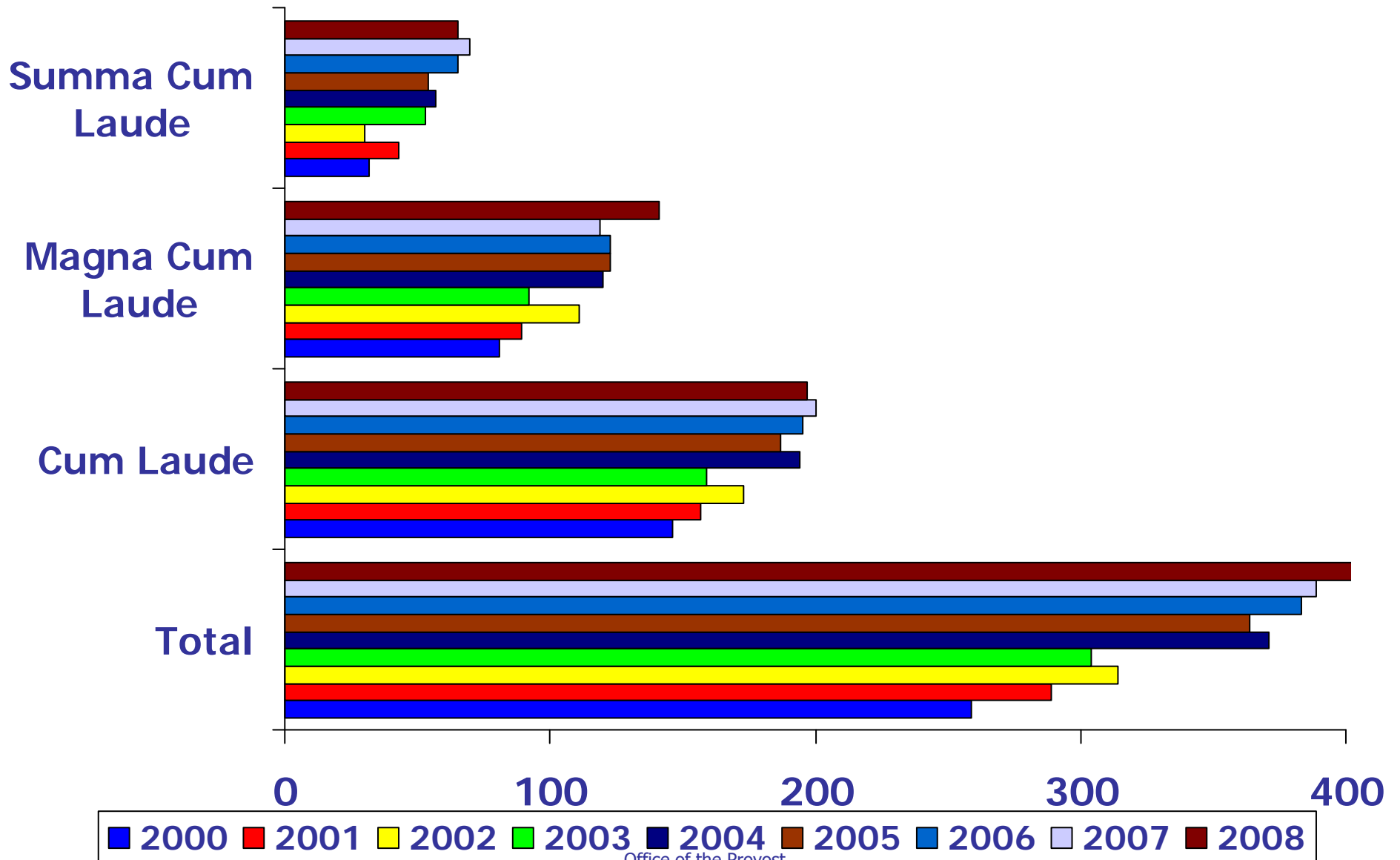
2008 Graduates



Latin Honors as a Percent of Total Graduates



Latin Honors



2008 Graduate Students

	Certificates	Masters	Ph.D.	Total
GSAS	14	174	65	253
Heller	N/A	156	14	170
IBS	N/A	190	5	195
Rabb	14	94	N/A	108
Total	28	614	84	726

Majors and Minors

	Class Size	Triple Majors		Double Majors		Major and Minor	
		%	N	%	N	%	N
2000	694	0.7%	5	29.8%	207	49.4%	343
2001	753	1.7%	13	29.0%	218	52.6%	396
2002	817	1.8%	15	29.7%	243	52.5%	429
2003	746	1.6%	12	31.1%	232	48.8%	364
2004	816	1.6%	13	32.4%	264	51.6%	421
2005	722	2.1%	15	32.7%	236	42.2%	305
2006	776	4.8%	37	41.6%	323	52.3%	406
2007	809	3.6%	29	41.0%	332	57.1%	462
2008	826	2.3%	19	40.4%	334	53.0%	438

Most Popular Majors

1. Economics	121
2. Biology	109
3. Psychology	96
4. History	95
5. International and Global Studies	78
6. Politics	72
7. Health: Science, Society and Policy	63
8. Sociology	59
9. American Studies	54
10. English and American Literature	42

Most Popular Minors

1.	Business	92
2.	Legal Studies	48
3.	Economics	36
4.	Near Eastern and Judaic Studies	33
5.	Journalism	30
6.	English and American Literature	19
6.	History	19
8.	Education	16
8.	Mathematics	16
10.	Education Studies	15
10.	French and Francophone Studies	15
10.	Politics	15