

Faculty Highlights Academic Year 2003-2004

Facts and Figures

- In fall 2003 there were 450 faculty members at Brandeis University, 75% whom are full-time (page 3).
- The College of Arts and Sciences has the largest faculty with 367 members, followed by the Heller School with 52, IBS with 31 and Rabb with 27 (page 4).
- The majority of faculty in the College of Arts and Sciences and the Heller School is full-time while at IBS and Rabb the majority of faculty is part-time (page 4).
- 89% of the full-time faculty is in the College of Arts and Sciences, 8% is at the Heller School, and 3% is at IBS (page 5).
- 59% of the full-time faculty is tenured; 14% is on the tenure track (page 6).
- 49% of the full-time faculty holds the rank of Professor (page 7).
- Of the full-time faculty, 64% is male and 86% is white, non-Hispanic (page 8).
- Of the part-time faculty, 59% is male and 77% is white, non-Hispanic (page 9).
- The average age of the full-time faculty is 52 with just 28% of the faculty under the age of 45 (page 10).
- 43% of the course offerings provide individualized learning experiences (page 11).
- 68% of undergraduate classes have 20 or fewer students and 57% of the graduate professional classes in Heller, IBS and Rabb have 20 or fewer students (page 12).

Honors and Awards

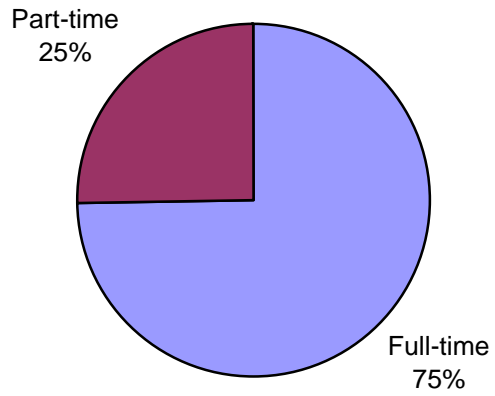
- 13 current faculty are fellows of the American Academy of Arts and Sciences as well as 13 Emeriti faculty.
- 6 current faculty are members of the National Academy of Sciences as well as 4 Emeriti faculty.
- 5 current faculty are members of the Institute of Medicine, National Academy of Sciences.
- 7 current faculty are fellows of the American Association for the Advancement of Science as well as 7 Emeriti faculty.
- 1 current faculty is a member of the American Academy of Arts and Letters.
- 4 current faculty are Howard Hughes Medical Investigators.
- 3 current faculty are MacArthur Fellows.
- 1 current faculty member is a Benjamin Franklin Medal winner.

Fun Facts

- The longest serving faculty member is Ricardo Morant, Professor of Psychology. He joined the faculty in AY 1952-1953.
- 4 faculty members are retiring this year who have served the University for a combined total of 109 years.
- 8 new tenured or tenure-track faculty members joined Brandeis this year, slightly less than the average of 11 who have been added each year since 1997-1998.
- 11% of the full-time university faculty holds at least one degree from Brandeis. Six members of the full-time faculty have earned 2 degrees from Brandeis and 2 faculty members hold 3 Brandeis degrees.
- 3 faculty members have won multiple teaching awards at Brandeis.
- 1 faculty member had his book on the New York Times Best Seller List.

Brandeis Faculty Fall 2003*

Full-time vs. Part-time



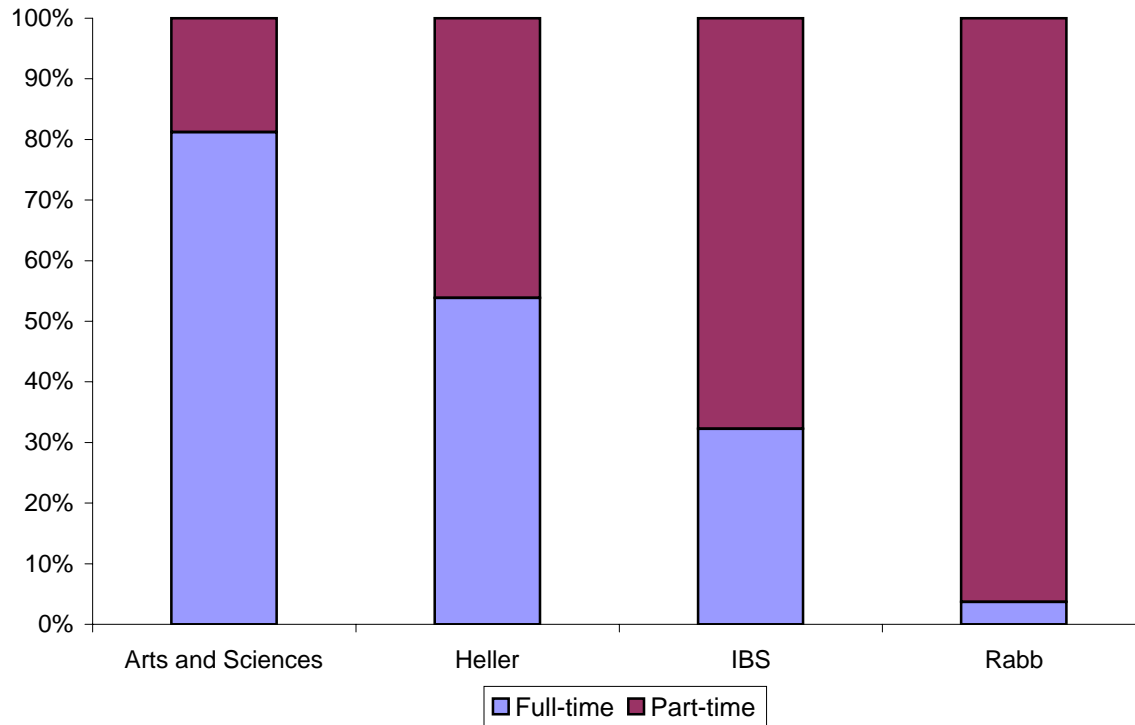
		#	%
All Faculty	Full-time	336	75%
	Part-time	114	25%
	Total	450	100%

Source: AAUP and CDS Faculty for 2003-2004

* Excluding Rabb Continuing Studies

Brandeis Faculty Fall 2003

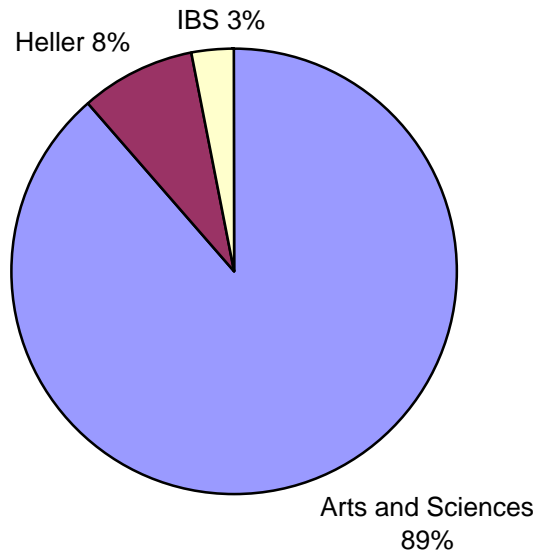
Full-time vs. Part-Time Faculty by School



		#	%
Arts and Sciences	Full-time	298	81%
	Part-time	69	19%
	Total	367	100%
Heller	Full-time	28	54%
	Part-time	24	46%
	Total	52	100%
IBS	Full-time	10	32%
	Part-time	21	68%
	Total	31	100%
Rabb	Full-time	1	4%
	Part-time	26	96%
	Total	27	100%

Source: AAUP and CDS Faculty for 2003-2004, Rabb

Brandeis Full-time Faculty Fall 2003



	#	%
Arts and Sciences	298	89%
Heller	28	8%
IBS	10	3%
Total	336	100%

Source: AAUP Faculty for 2003-2004

Faculty Rank

		#	%
All Faculty	Professor	164	49%
	Associate	67	20%
	Assistant	59	18%
	Lecturer	46	14%
	Total	336	100%
Arts and Sciences	Professor	141	47%
	Associate	63	21%
	Assistant	48	16%
	Lecturer	46	15%
	Total	298	100%
Heller	Professor	19	68%
	Associate	2	7%
	Assistant	7	25%
	Lecturer	0	0%
	Total	28	100%
IBS	Professor	4	40%
	Associate	2	20%
	Assistant	4	40%
	Lecturer	0	0%
	Total	10	100%

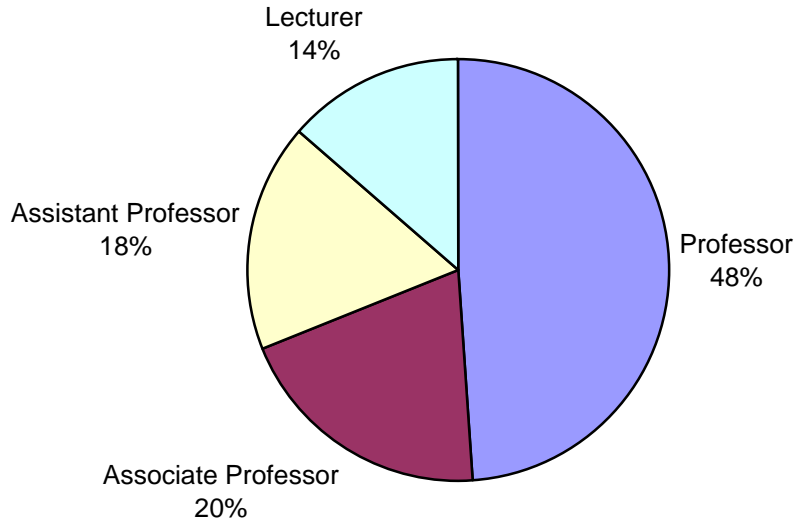
Source: AAUP Faculty for 2003-2004

Tenure Status

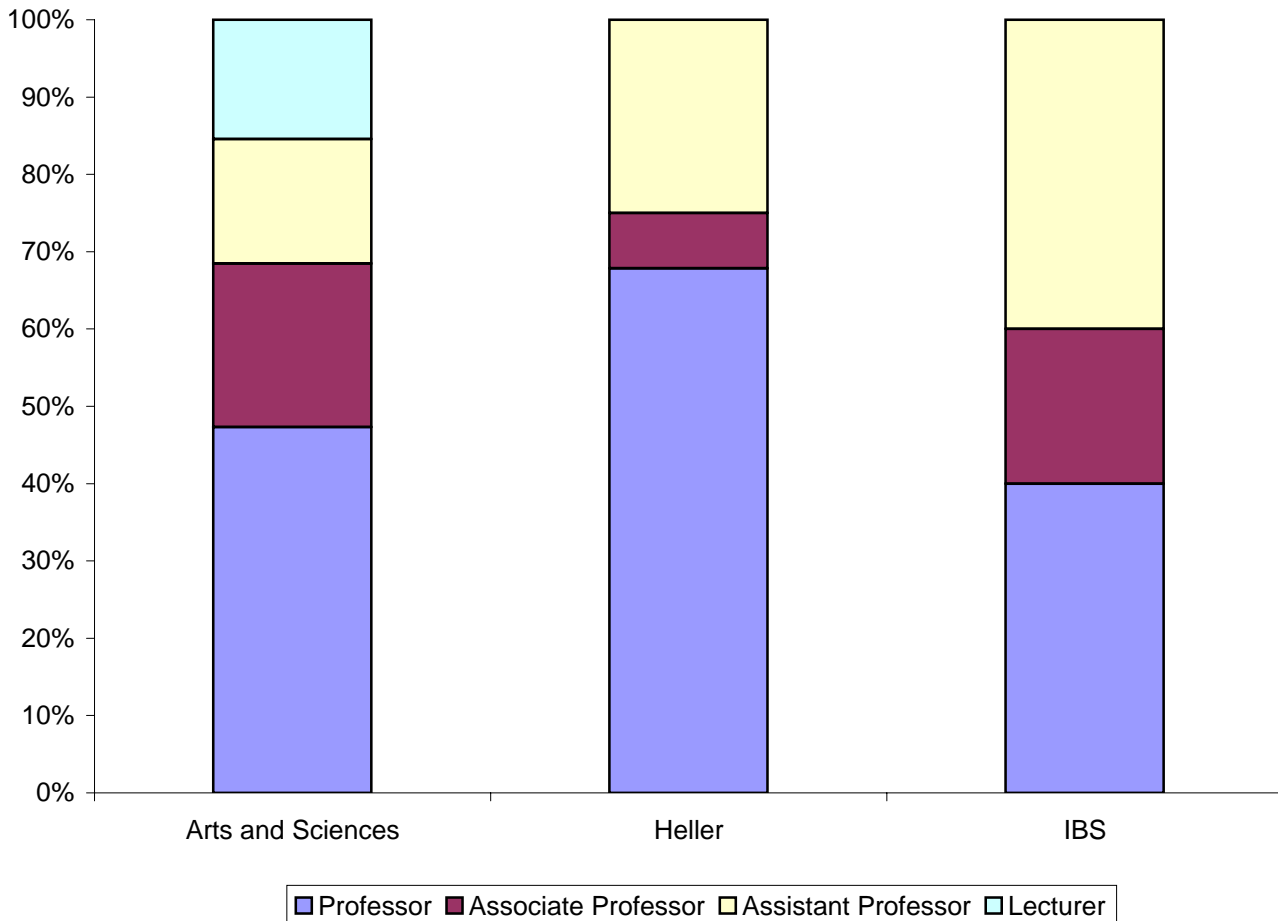
		#	%
All Faculty	Tenured	199	59%
	Tenured Track	48	14%
	Contracted	89	26%
	Total	336	100%
Arts and Sciences	Tenured	190	64%
	Tenured Track	42	14%
	Contracted	66	22%
	Total	298	100%
Heller	Tenured	6	21%
	Tenured Track	2	7%
	Contracted	20	71%
	Total	28	100%
IBS	Tenured	3	30%
	Tenured Track	4	40%
	Contracted	3	30%
	Total	10	100%

Source: AAUP Faculty for 2003-2004

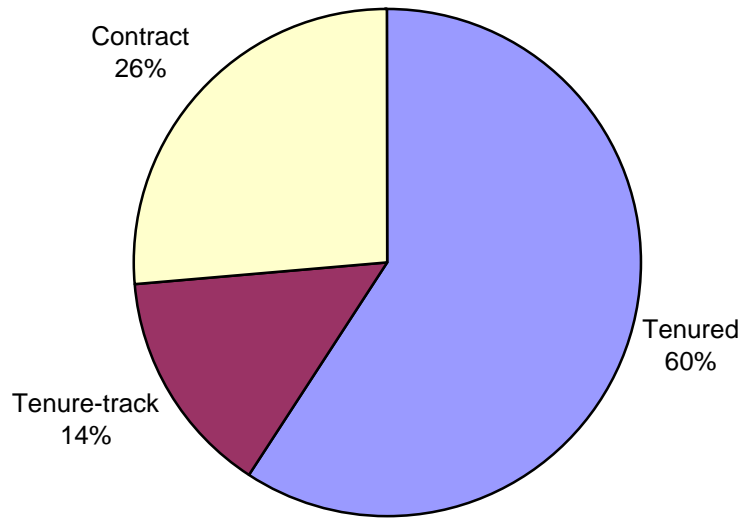
Rank of Full-time Faculty Fall 2003



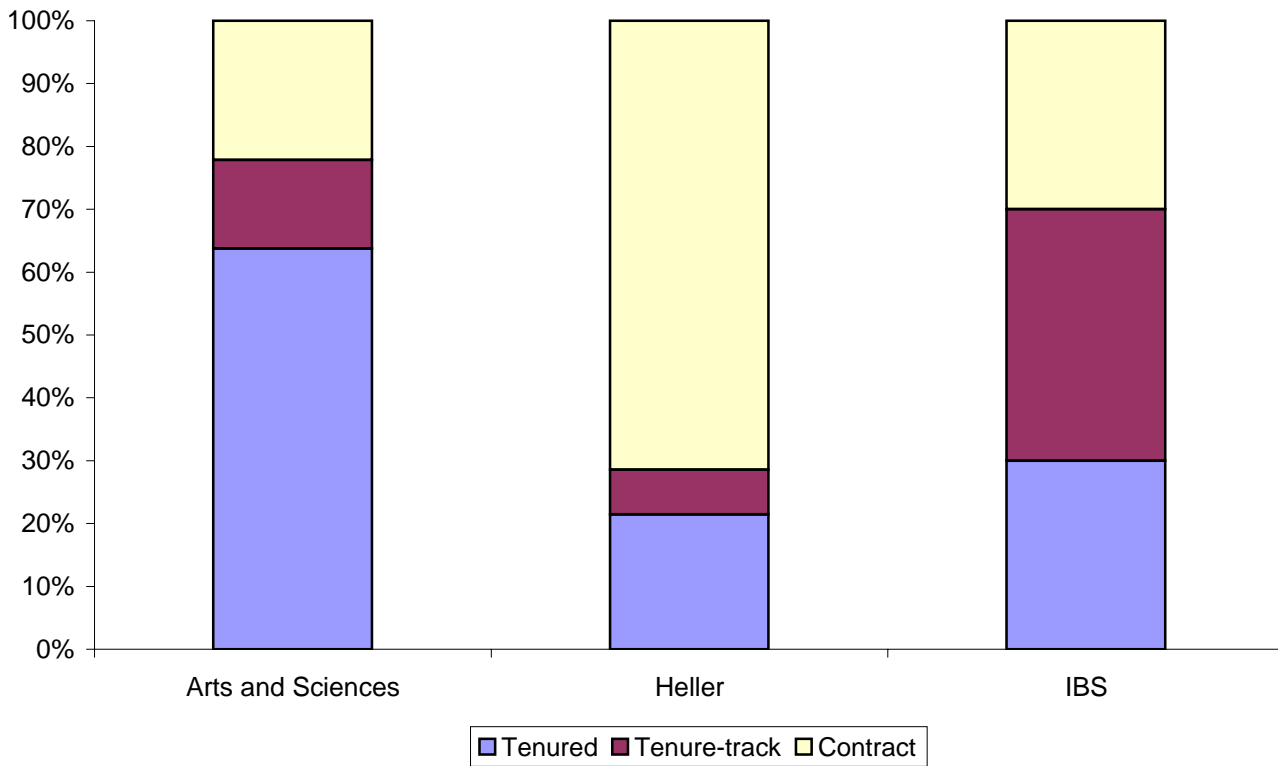
Faculty Rank by School



Tenure Status of Full-time Faculty Fall 2003

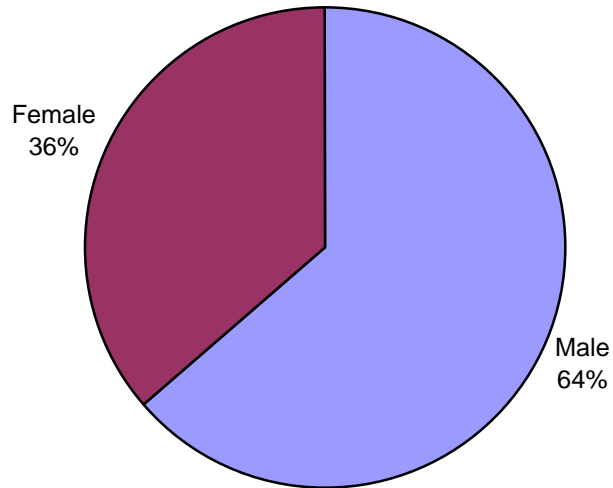


Tenure Status by School

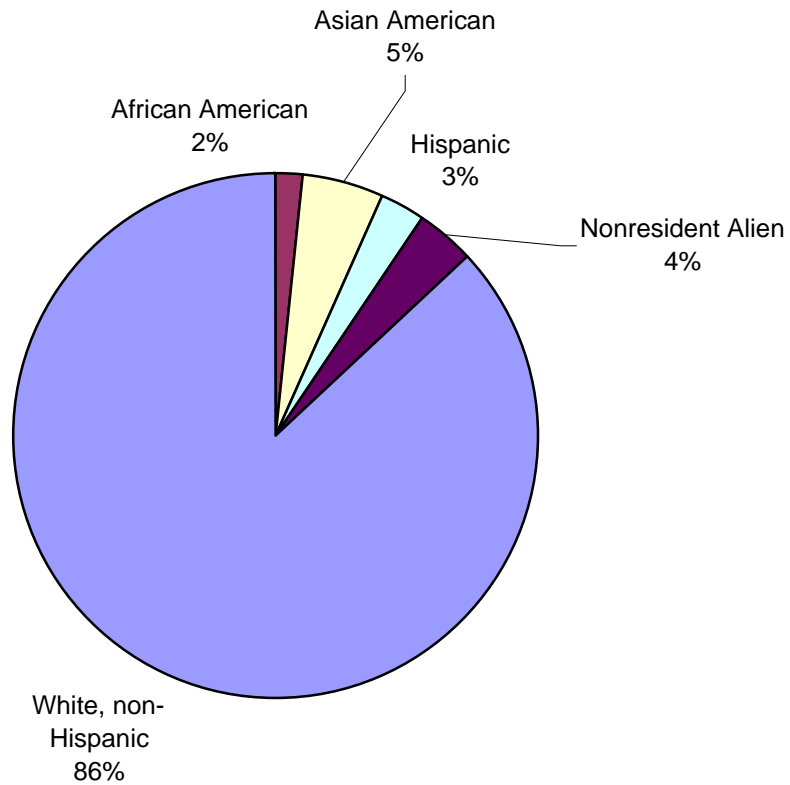


Gender and Ethnicity of Full-time Faculty Fall 2003

Gender



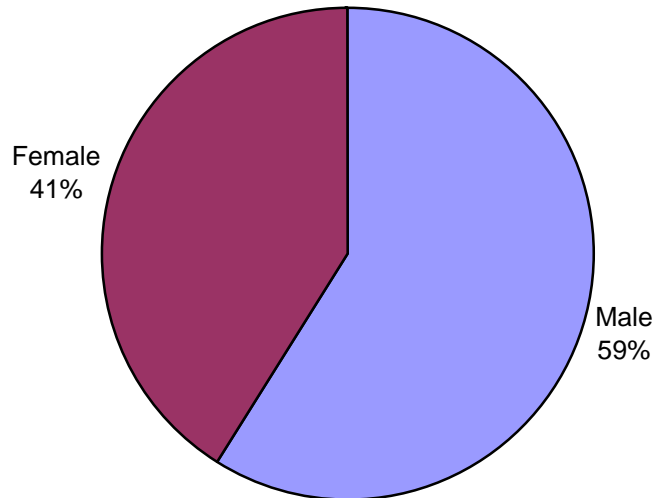
Ethnicity



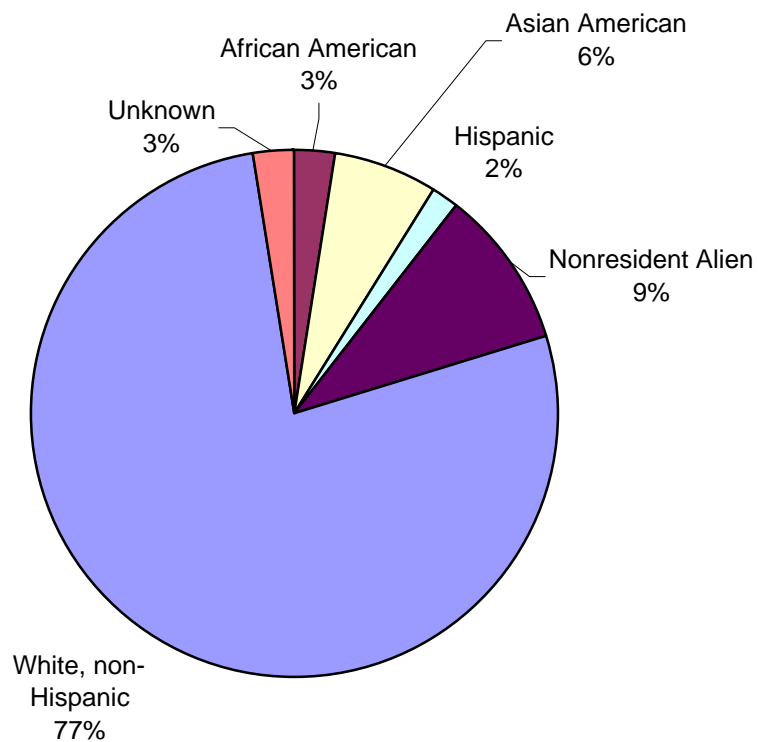
Source: AAUP Faculty for 2003-2004

Gender and Ethnicity of Part-time Faculty Fall 2003*

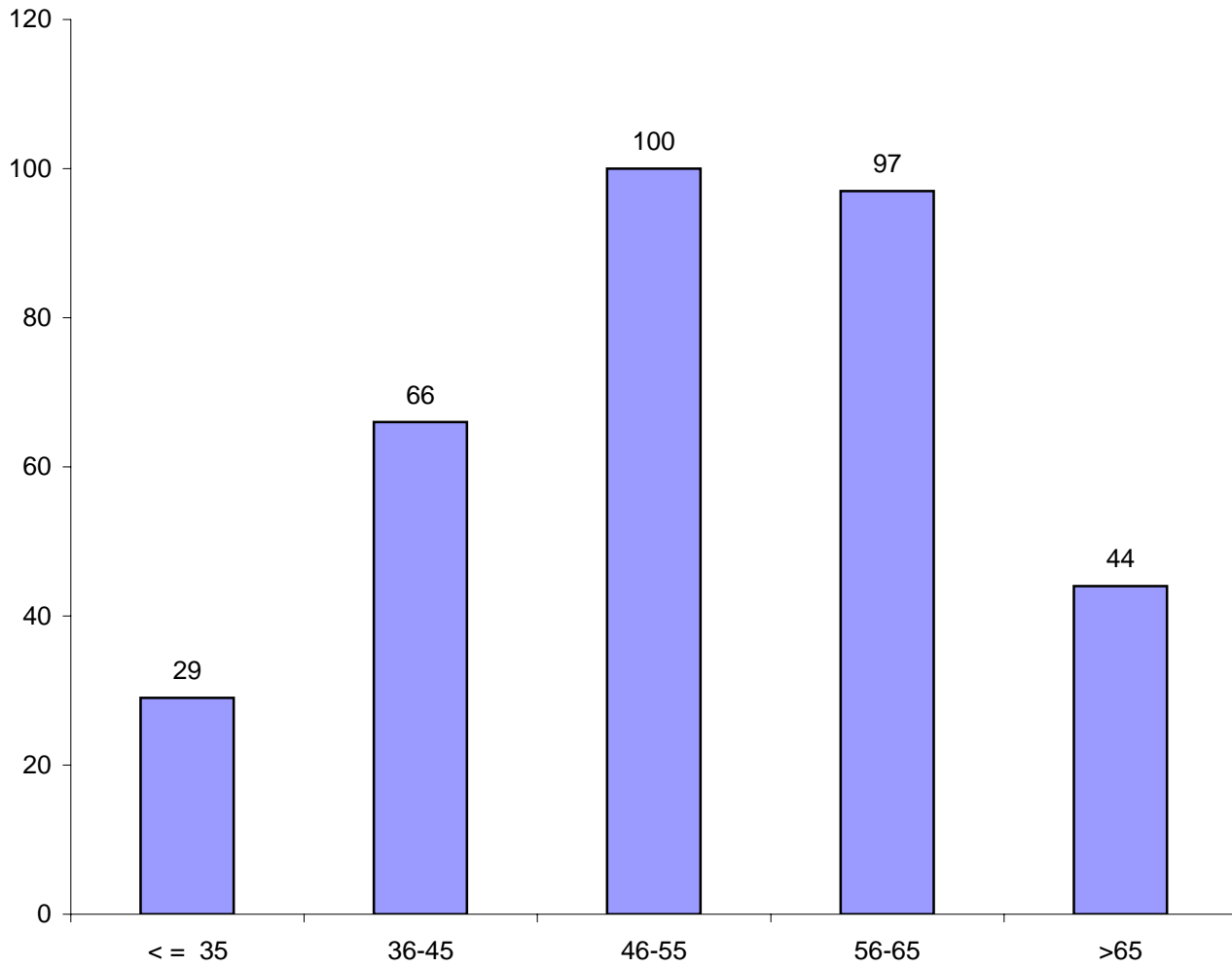
Gender



Ethnicity



Age Distribution of Full-time Faculty Fall 2003

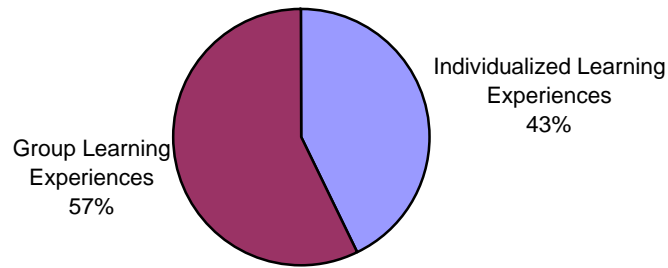


Average Age as of 9/1/2003

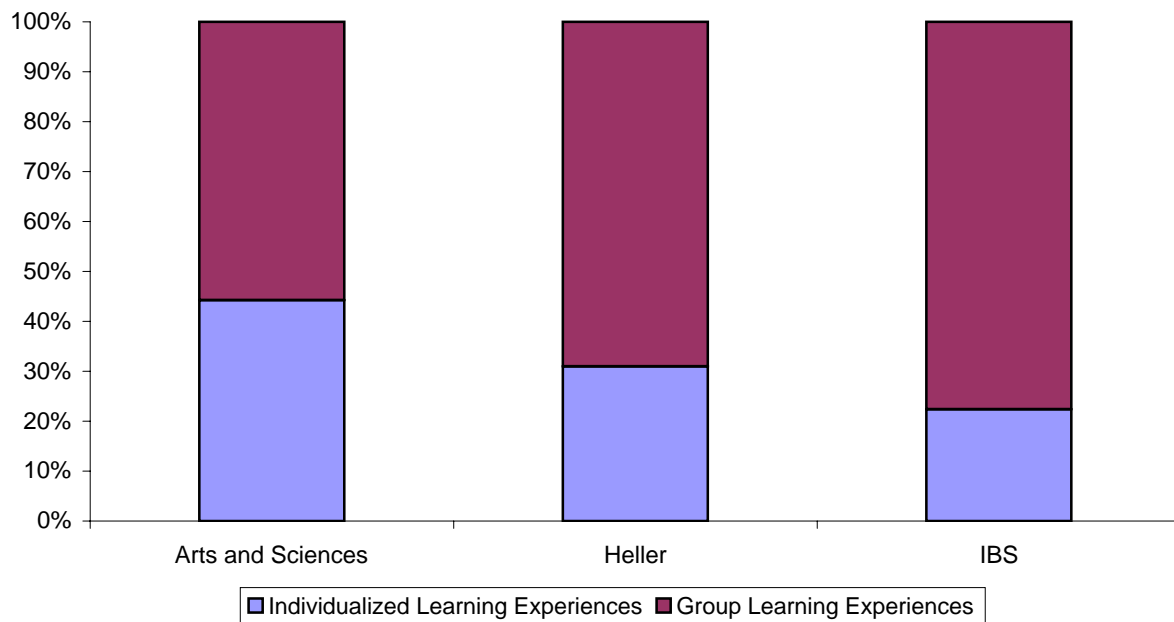
Professor	59
Associate Professor	50
Assistant Professor	38
Lecturer	49
All Faculty	52

Learning Experiences AY 2002-2003*

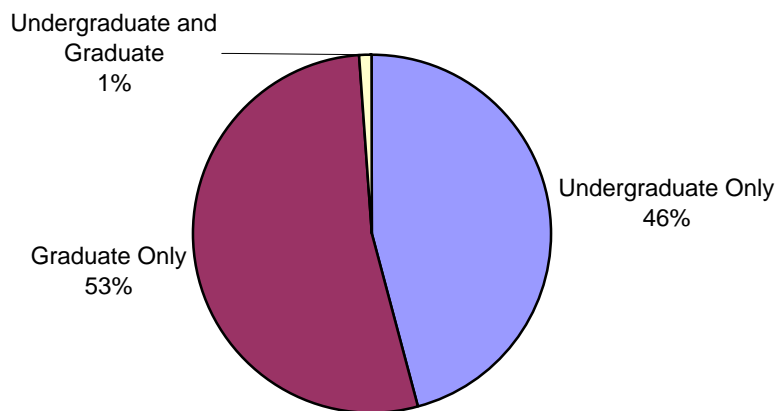
All Schools



By School



Individualized Learning Experiences By Enrollment Level

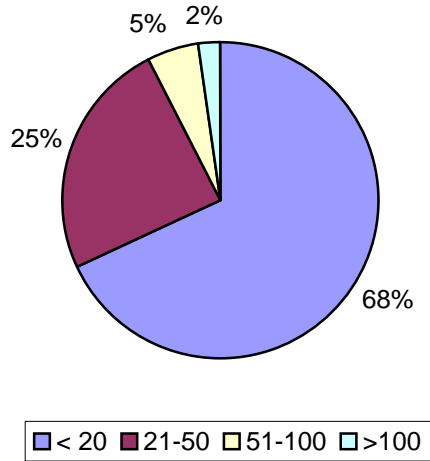


Individualized Learning Experiences include but are not limited to independent studies, tutorials, senior essays and thesis, dissertation work, private lessons and classes with 3 or fewer students. Group learning experiences include but are not limited to lectures, labs, studios and seminars.

* Excluding Rabb Continuing Studies

Courses AY 2002-2003

Arts and Sciences Undergraduate Course Size*



* Includes 4-credit lecture, seminar and lab courses; excludes independent study, senior thesis and reading courses

Professional School Course Size

