

NEASC  
DATA  
FORMS

<b>Data Form Number and Name</b>	<b>Responsible Office(s)</b>
<i>CIHE Data Form Gen:</i> General Information Form	President's Office
<i>CIHE Data Form 1:</i> Statement of Financial Position	Executive Vice President
<i>CIHE Data Form 2-1:</i> Statement of Unrestricted Revenues and Expenses	Executive Vice President
<i>CIHE Data Form 2-2:</i> Statement of Changes in Net Assets	Executive Vice President
<i>CIHE Data Form 3:</i> Supplemental Data	Executive Vice President
<i>CIHE Data Form 4:</i> Statement of Unrestricted Operating Revenues and Expenses	Executive Vice President
<i>CIHE Data Form 5:</i> Statement of Capital Cash Flows	Executive Vice President
<i>CIHE Data Form 6:</i> Student Admissions Data	Students and Enrollments – Undergraduate Students Provost's Office – Graduate Students
<i>CIHE Data Form 7:</i> Student Enrollment Data	Students and Enrollments
<i>CIHE Data Form 8-1:</i> Faculty Profile, Part 1	Provost's Office
<i>CIHE Data Form 8-2:</i> Faculty Profile, Part 2	Provost's Office
<i>CIHE Data Form 8-3:</i> Faculty Profile, Part 3	Provost's Office – Salary Human Resources – Fringe Benefits
<i>CIHE Data Form 8-4:</i> Faculty Profile, Part 4	Provost's Office
<i>CIHE Data Form 8-5:</i> Faculty Profile, Part 5	Provost's Office
<i>CIHE Data Form 9-1:</i> Student Headcount by Undergraduate Major	Students and Enrollments
<i>CIHE Data Form 9-2:</i> Student Headcount by Graduate Program	Students and Enrollments Provost's Office
<i>CIHE Data Form 10:</i> Credit Hours Generated by Department or Comparable Academic Unit	Students and Enrollments Provost's Office
<i>CIHE Data Form Opt:</i> Summary Forms, Additional Data, Explanations, Ratios Offered by the Institution	Executive Vice President

CIHE DATA FORMS  
**GENERAL INFORMATION**

Institution Name:	<input type="text"/>		
FICE Code:	<input type="text" value="002133"/>		
Carnegie Classification:	<input type="text"/>		
Financial Results for Year Ending:		Certified:	
Most Recent Year	<input type="text"/>	Yes	Qualified
1 Year Prior	<input type="text"/>	No	Unqualified
2 Years Prior	<input type="text"/>		
Budget / Plans			
Current Year	<input type="text" value="2006"/>		
Next Year	<input type="text" value="2007"/>		
Contact Person:	<input type="text"/>		
Title:	<input type="text"/>		
Telephone No:	<input type="text"/>		
E-mail address	<input type="text"/>		

\*WHEN ENTERING FINANCIAL DATA ON SUBSEQUENT FORMS,  
 PLEASE ROUND TO THE NEAREST THOUSAND

## STATEMENT OF FINANCIAL POSITION

Please complete general information	2003			Percent Change	
	2 Years	1 Year	Most Recent	2004	2005
	<u>Prior</u> 2003	<u>Prior</u> 2004	<u>Year</u> 2005	2003	2004
Audited:	-	-	-		
<b>ASSETS</b>					
Cash & Short Term Investments	?	?		-	-
Accounts Receivable, Net				-	-
Contributions Receivable, Net				-	-
Inventory & Prepaid Expenses				-	-
Long-Term Investments				-	-
Loans to Students				-	-
Funds held under Bond Agreement				-	-
Land, Building & Equipment, Net				-	-
Other Assets				-	-
<u>Total Assets</u>	-	-	-	-	-
<b>LIABILITIES</b>					
Accounts Payable & Accrued Liabilities				-	-
Deferred Revenue & Refundable Advances				-	-
Annuity & Life Income Obligations				-	-
Amounts Held on Behalf of Others				-	-
Long Term Debt				-	-
Refundable Gov't Advances				-	-
Other Long-Term Liabilities				-	-
<u>Total Liabilities</u>	-	-	-	-	-
<b>NET ASSETS</b>					
<u>Unrestricted</u>					
Avail for Operations, Plant & Other Trustee Designated Purposes				-	-
Accum. Gains & Losses <small>(associated with Permanent Endowment)</small>				-	-
Designated for Long-Term Investments				-	-
Net Investment in Plant				-	-
<u>Total Unrestricted Net Assets</u>	-	-	-	-	-
<u>Temporarily Restricted</u>					
Available for Operations				-	-
Accum. Gains & Losses				-	-
Designated for Long-Term Investments				-	-
<u>Total Temporarily Restricted Net Assets</u>	-	-	-	-	-
? <u>Permanently Restricted Net Assets</u>				-	-
<u>Total Permanently Restricted Net Assets</u>	-	-	-	-	-
<u>Total Net Assets</u>	-	-	-	-	-
<b>TOTAL LIABILITES &amp; NET ASSETS</b>					
	-	-	-	-	-

# STATEMENT OF UNRESTRICTED REVENUES AND EXPENSES ?

Please complete general information

2 Years	1 Year	Most Recent	Current
<u>Prior</u>	<u>Prior</u>	<u>Year</u>	<u>Year Budget</u>
2003	2004	2005	2006

Audited: - - - -

**FROM OPERATIONS**

Revenue

?	Tuition & Fees				
	Less: Financial Aid	??			
	Net Tuition & Fees Revenue	-	-	-	-
?	Gov't Appropriations				
?	Contributions used in Operations (1)				
?	Endowment Income used in Operations				
?	Federal & State Student Aid				
?	Gov't & Private Sponsored Research				
?	Other Income				
?	Auxiliary Enterprises				
?	Sales & Services of Educ. Activities				
?	Independent Operations				
	Total Revenues	-	-	-	-
	Net Assets Released from Restrictions				
	Total Revenues & Net Assets Release	-	-	-	-

Expenses

?	Instruction				
?	Research				
?	Public Service				
?	Academic Services				
?	Student Services				
?	Institutional Support				
?	Other Expenses				
	Total Education & General Expenses	-	-	-	-
?	Auxiliary Enterprises				
?	Independent Operations				
	Total Expenses	-	-	-	-

Increase (Decrease) in Net Assets from Operations					
	-	-	-	-	-

**NON OPERATING**

?	? Gifts, Bequests & Contributions not used in Operations				
?	Restricted Equipment Purchases				
?	Reinvested Gains & Losses & Income from Investments				
?	Gains & Losses on Disposal of Property				
?	Other revenues and expenses, Net				
	Increase (Decrease) in Net Assets from NonOperating Activity	-	-	-	-
	Increase (Decrease) in Unrestricted Net Asset:	-	-	-	-

Footnote:

(1) Includes receivables of: \_\_\_\_\_

Check This Box if you have allocated a portion of Institutional Expenditures to other expense lines.

## STATEMENT OF CHANGES IN NET ASSETS

Please complete general information

	2 Years <u>Prior</u> 2003	1 Year <u>Prior</u> 2004	Most Recent <u>Year</u> 2005
Audited:	-	-	-
<b>?</b> Increase (Decr) in Unrestricted Net Assets	-	-	-
<b>Changes in Temporarily Restricted Net Assets:</b>			
<b>?</b> Contributions (1)			
<b>?</b> Reinvested Endowment Income & Gains			
Net Assets Released from Restrictions			
<b>?</b> Other			
Increase in Temporarily Restricted Net Assets	-	-	-
<b>Changes in Permanently Restricted Net Assets:</b>			
<b>?</b> Contributions (2)			
<b>?</b> Reinvested Endowment Income & Gains			
<b>?</b> Other			
Increase in Permanently Restricted Net Assets	-	-	-
<b>Increase (Decrease) in Total Net Assets</b>	-	-	-
Net Net Assets at Beginning of Year		-	-
Net Net Assets at End of Year	-	-	-

Footnote:

- (1) Includes receivables of:
- (2) Includes receivables of:


## SUPPLEMENTAL DATA

Please complete general information

2 Years Prior 2003	1 Year Prior 2004	Most Recent Year 2005	Current Year Budget 2006
--------------------------	-------------------------	-----------------------------	--------------------------------

**SECTION 1: FINANCIAL AID**

Source of Funds:

a) Unrestricted Institutional				
b) Federal, State & Private Grants				
c) Restricted Endowment Funds				
<b>TOTAL</b>	0	0	0	0
% Discount of Tuition & Fees	-	-	-	-
% Unrestricted Discount	-	-	-	-

**SECTION 2: CONTRIBUTIONS RECEIVABLE (most recent year)**

	<u>Unrestricted</u>	<u>Temporarily Restricted</u>	<u>Permanently Restricted</u>	<u>Total</u>
less than 1 year				0
1 year or greater				0
less: allowance				0
less: discount to present value				0
<b>Total Contributions Receivable</b>	0	0	0	0

**SECTION 3: ENDOWMENT INCOME USED IN OPERATIONS (most recent year)**

Formula:

Most Recent  
Yr. Amount  
2005

Please check source of funding:

<input type="checkbox"/> Spending Policy			
<input type="checkbox"/> Interest & Dividends Only			
<input type="checkbox"/> Unrealized Gains & Losses			
<b>Total Endowment income Used in Operations</b>			0

**SECTION 4: INSTITUTIONAL SUPPORT COST ADJUSTMENTS (most recent year)**

Cost reported on CIHE Form 2		0
Add: costs previously allocated:		
Auxiliary Services		
Independent Operations		
Sales & Services of Educ. Activities		
Other		
<b>Total Institutional Support Costs</b>		0
% of Total Revenues & Net Assets Released from Restrictions		-

**SECTION 5: FACILITY COST ALLOCATIONS (most recent year)**

	2 Years Prior 2003	1 Year Prior 2004	Most Recent Year 2005	Current Year 2006
Breakout costs allocated to all lines on CIHE Form 2-1.				
Operations & Maintenance				
Depreciation & Amortization				
Interest Expense				
<b>Total Facility Costs</b>	0	0	0	0
<b>Percent of Total Revenues &amp; Net Assets Released from Restrictions</b>				
Operations & Maintenance	-	-	-	-
Depreciation & Amortization	-	-	-	-
Interest Expense	-	-	-	-
<b>Total Facility Costs</b>	-	-	-	-

## STATEMENT OF UNRESTRICTED OPERATING REVENUES AND EXPENSES

Please complete general information

	Most Recent <u>Year</u> 2005	Most Recent <u>Budget</u> 2005	Current <u>Year Budget</u> 2006	Next Year <u>Forward</u> 2007	Two Years <u>Forward</u> 2008
<b>FROM OPERATIONS</b>					
<u>Revenue</u>					
Tuition & Fees	0		0		
Less: Financial Aid	0		0		
Net Tuition & Fees Revenue	0	0	0	0	0
Gov't Appropriations	0		0		
Contributions used in Operations (1)	0		0		
Endowment Income used in Operations	0		0		
Federal & State Student Aid	0		0		
Gov't & Private Sponsored Research	0		0		
Other Income	0		0		
Auxiliary Enterprises	0		0		
Sales & Services of Educ. Activities	0		0		
Independent Operations	0		0		
Total Revenues	-	-	-	-	-
Net Assets Released from Restrictions	0		0		
Total Revenues & Net Assets Released	-	-	-	-	-
<u>Expenses</u>					
Instruction	0		0		
Research	0		0		
Public Service	0		0		
Academic Services	0		0		
Student Services	0		0		
Institutional Support	0		0		
Other Expense	0		0		
Total Education & General Expenses	-	-	-	-	-
Auxiliary Enterprises	0		0		
Independent Operations	0		0		
Total Expenses	-	-	-	-	-
Increase (Decrease) in Net Assets from Operations	-	-	-	-	-
Footnote:					
(1) Includes receivables of:	0		0		
Tuition and Mandatory Fee Charges					
Tuition and Fee Discount	-	-	-	-	-

## STATEMENT OF CAPITAL CASH FLOWS

Please complete general information

	2 Years <u>Prior</u> 2003	1 Year <u>Prior</u> 2004	Most Recent <u>Year</u> 2005	Current <u>Year Budget</u> 2006	Next Year <u>Forward</u> 2007
<b>? SOURCES OF FUNDS:</b>					
Cash flow from Depreciation					
Cash from Gifts/Grants					
Debt Proceeds					
Other					
Total Sources	-	-	-	-	-
<b>? USES OF FUNDS</b>					
Renovation & Maintenance					
Space Alterations					
New Construction					
Equipment & Furnishings					
<b>? </b>					
Total Uses	-	-	-	-	-
<b>NET CAPITAL CASH FLOW</b>	-	-	-	-	-

**INDEBTEDNESS ON PHYSICAL PLANT**

Beginning Balance on Principal		-	-	-	-
Additional Principal Borrowed					
Principal Payments Made During Year					
Extraordinary Balloon Pymts / Refinancings					
Ending Balance on Principal	-	-	-	-	-
Interest Payments Made During Year					
Accumulated Depreciation					

Maximum expected annual debt service obligation (principal & interest) on all outstanding debt  
(exclude balloon payments expected to be refinanced from external funds)

Year:  Amount:

# STUDENT ADMISSIONS DATA

(Fall Term)

Credit Seeking Students Only - Including Continuing Education

Please complete general information	2 Years Prior 2003	1 Year Prior 2004	Most Recent Year 2005	Current Year 2006	Next Year Forward 2007
<b>Freshmen - Undergraduate</b>	?				
Completed Applications	?				
Applications Accepted	?				
Applicants Enrolled	?				
% Accepted of Applied	-	-	-	-	-
% Enrolled of Accepted	-	-	-	-	-
 Percent Change Year over Year					
Completed Applications	-	-	-	-	-
Applications Accepted	-	-	-	-	-
Applicants Enrolled	-	-	-	-	-
 Aptitude Indicator: (Define Below)	?				
<b>Transfers - Undergraduate</b>	?				
Completed Applications					
Applications Accepted					
Applications Enrolled					
% Accepted of Applied	-	-	-	-	-
% Enrolled of Accepted	-	-	-	-	-
 <b>Master's Degree</b>	?				
Completed Applications					
Applications Accepted					
Applications Enrolled					
% Accepted of Applied	-	-	-	-	-
% Enrolled of Accepted	-	-	-	-	-
 <b>First Professional Degree - All Programs</b>	?				
Completed Applications					
Applications Accepted					
Applications Enrolled					
% Accepted of Applied	-	-	-	-	-
% Enrolled of Accepted	-	-	-	-	-
 <b>Doctoral Degree</b>	?				
Completed Applications					
Applications Accepted					
Applications Enrolled					
% Accepted of Applied	-	-	-	-	-
% Enrolled of Accepted	-	-	-	-	-

# STUDENT ENROLLMENT DATA



(Fall Term)

Credit Seeking Students Only - Including Continuing Education

Please complete general information		2 Years Prior 2003	1 Year Prior 2004	Most Recent Year 2005	Current Year 2006	Next Year Forward 2007
<b>UNDERGRADUATE</b>		?				
First Year	Full-Time Headcount	?				
	Part-Time Headcount	?				
	Total Headcount	-	-	-	-	-
	Total FTE	?				
Second Year	Full-Time Headcount					
	Part-Time Headcount					
	Total Headcount	-	-	-	-	-
	Total FTE					
Third Year	Full-Time Headcount					
	Part-Time Headcount					
	Total Headcount	-	-	-	-	-
	Total FTE					
Fourth Year	Full-Time Headcount					
	Part-Time Headcount					
	Total Headcount	-	-	-	-	-
	Total FTE					
Unclassified	Full-Time Headcount	?				
	Part-Time Headcount					
	Total Headcount	-	-	-	-	-
	Total FTE					
Total Undergraduate Students						
	Full-Time Headcount	-	-	-	-	-
	Part-Time Headcount	-	-	-	-	-
	Total Headcount	-	-	-	-	-
	Total FTE	-	-	-	-	-
	% Change FTE Undergraduate	-	-	-	-	-
<b>GRADUATE</b>		?				
	Full-Time Headcount	?				
	Part-Time Headcount	?				
	Total Headcount	-	-	-	-	-
	Total FTE	?				
	% Change FTE Graduate	-	-	-	-	-
<b>GRAND TOTAL</b>						
	Grand Total Headcount	-	-	-	-	-
	Grand Total FTE	-	-	-	-	-
	% Change Grand Total FTE	-	-	-	-	-
<b>UNDERGRADUATE RETENTION RATES</b>						
	First Yr Stdts Returning for Second Yr					
	6 Year Graduation Rate					



### FACULTY PROFILE, PART 1

Please complete general information

		2 Years Prior 2003		1 Years Prior 2004		Most Recent Year 2005		Current Year 2006	
		FT	PT	FT	PT	FT	PT	FT	PT
<b>Number of Faculty (Male/Female)</b>		?		?					
Professor	Male								
	Female								
Associate	Male								
	Female								
Assistant	Male								
	Female								
Instructor	Male								
	Female								
Other	Male								
	Female								
Total	Male	-	-	-	-	-	-	-	-
	Female	-	-	-	-	-	-	-	-
<b>Total Faculty</b>									
Professor		-	-	-	-	-	-	-	-
Associate		-	-	-	-	-	-	-	-
Assistant		-	-	-	-	-	-	-	-
Instructor		-	-	-	-	-	-	-	-
Other		-	-	-	-	-	-	-	-
Total		-	-	-	-	-	-	-	-
<b>Age (Minimum/Maximum/Mean)</b>									
Professor	Minimum								
	Maximum								
	Mean								
Associate	Minimum								
	Maximum								
	Mean								
Assistant	Minimum								
	Maximum								
	Mean								
Instructor	Minimum								
	Maximum								
	Mean								
Other	Minimum								
	Maximum								
	Mean								
<b>Years at this Institution (Minimum/Maximum/Median)</b>									
Professor	Minimum								
	Maximum								
	Median								
Associate	Minimum								
	Maximum								
	Median								
Assistant	Minimum								
	Maximum								
	Median								
Instructor	Minimum								
	Maximum								
	Median								
Other	Minimum								
	Maximum								
	Median								

## FACULTY PROFILE, PART 2

Please complete general information

		2 Years Prior 2003		1 Years Prior 2004		Most Recent Year 2005		Current Year 2006	
		FT	PT	FT	PT	FT	PT	FT	PT
<b>Highest Degree Earned: Doctorate</b>		?							
Professor									
Associate									
Assistant									
Instructor									
Other									
Total		-	-	-	-	-	-	-	-
<b>Highest Degree Earned: Masters</b>									
Professor									
Associate									
Assistant									
Instructor									
Other									
Total		-	-	-	-	-	-	-	-
<b>Highest Degree Earned: Bachelor's</b>									
Professor									
Associate									
Assistant									
Instructor									
Other									
Total		-	-	-	-	-	-	-	-
<b>Highest Degree Earned: Professional License</b>									
Professor									
Associate									
Assistant									
Instructor									
Other									
Total		-	-	-	-	-	-	-	-
<b>Teaching Load, fall term in credit hrs</b>		?							
Professor	Minimum								
	Maximum								
	Median								
Associate	Minimum								
	Maximum								
	Median								
Assistant	Minimum								
	Maximum								
	Median								
Instructor	Minimum								
	Maximum								
	Median								
Other	Minimum								
	Maximum								
	Median								

### FACULTY PROFILE, PART 3

Please complete general information

2 Year  
Prior  
2003

1 Year  
Prior  
2004

Most Recent  
Year  
2005

Current  
Year  
2006

**Base Salary for Academic Year**

?

- Professor, Full Time
  - Minimum
  - Maximum
  - Mean
- Professor, Part Time
  - Minimum
  - Maximum
  - Mean
- Associate, Full Time
  - Minimum
  - Maximum
  - Mean
- Associate, Part Time
  - Minimum
  - Maximum
  - Mean
- Assistant, Full Time
  - Minimum
  - Maximum
  - Mean
- Assistant, Part Time
  - Minimum
  - Maximum
  - Mean
- Instructor, Full Time
  - Minimum
  - Maximum
  - Mean
- Instructor, Part Time
  - Minimum
  - Maximum
  - Mean
- Other, Full Time
  - Minimum
  - Maximum
  - Mean
- Other, Part Time
  - Minimum
  - Maximum
  - Mean

**Fringe Benefits**

?

- Professor, Full Time
  - Minimum
  - Maximum
  - Mean
- Professor, Part Time
  - Minimum
  - Maximum
  - Mean
- Associate, Full Time
  - Minimum
  - Maximum
  - Mean
- Associate, Part Time
  - Minimum
  - Maximum
  - Mean
- Assistant, Full Time
  - Minimum
  - Maximum
  - Mean
- Assistant, Part Time
  - Minimum
  - Maximum
  - Mean
- Instructor, Full Time
  - Minimum
  - Maximum
  - Mean
- Instructor, Part Time
  - Minimum
  - Maximum
  - Mean
- Other, Full Time
  - Minimum
  - Maximum
  - Mean
- Other, Part Time
  - Minimum
  - Maximum
  - Mean

### FACULTY PROFILE, PART 4

Please complete general information

	2 Years Prior 2003		1 Years Prior 2004		Most Recent Year 2005		Current Year 2006	
	FT	PT	FT	PT	FT	PT	FT	PT
<b>Number of Faculty Appointed</b> ?								
Professor								
Associate								
Assistant								
Instructor								
Other								
Total	-	-	-	-	-	-	-	-
<b>Number of Faculty in Tenured Positions</b> ?								
Professor								
Associate								
Assistant								
Instructor								
Other								
Total	-	-	-	-	-	-	-	-
<b>Number of Faculty Departing</b> ?								
Professor								
Associate								
Assistant								
Instructor								
Other								
Total	-	-	-	-	-	-	-	-
<b>Number of Faculty Retiring</b> ?								
Professor								
Associate								
Assistant								
Instructor								
Other								
Total	-	-	-	-	-	-	-	-



# STUDENT HEADCOUNT BY UNDERGRADUATE MAJOR

Please complete general information

2 Year  
Prior  
2003

1 Year  
Prior  
2004

Most Recent  
Year  
2005

Current  
Year  
2006

Fall Term

**Certificate**

?

--	--	--	--	--

Total - - - -

**Associate**

?

--	--	--	--	--

Undeclared

Total - - - -

**Baccalaureate**

?

--	--	--	--	--

Undeclared

Total - - - -

?

Total Undergraduate - - - -



## CREDIT HOURS GENERATED BY DEPARTMENT OR COMPARABLE ACADEMIC UNIT

Form 10

?
?

Please complete general information

2 Year  
Prior  
2003

1 Year  
Prior  
2004

Most Recent  
Year  
2005

Current  
Year  
2006

**Undergraduate**

?				
Total	-	-	-	-

**Graduate**

Total	-	-	-	-

CIHE DATA FORM SUMMARY 1  
**STATEMENT OF UNRESTRICTED REVENUES AND EXPENSES**  
 PERCENT CHANGE YEAR OVER YEAR

Please complete general information	1 Year <u>Prior</u> 2004 2003	Most Recent <u>Year</u> 2005 2004	Current <u>Year Budget</u> 2006 2005	Next Year <u>Forward</u> 2007 2006	2 Years <u>Forward</u> 2008 2007
<b>OPERATING</b>					
<u>Revenue</u>					
Tuition & Fees	-	-	-	-	-
Less: Financial Aid	-	-	-	-	-
Net Tuition & Fees Revenue	-	-	-	-	-
Gov't Appropriations	-	-	-	-	-
Contributions used in Operations	-	-	-	-	-
Endowment Income used in Operations	-	-	-	-	-
Federal & State Student Aid	-	-	-	-	-
Gov't & Private Sponsored Research	-	-	-	-	-
Other Income	-	-	-	-	-
Auxiliary Enterprises	-	-	-	-	-
Sales & Services of Educ Activities	-	-	-	-	-
Independent Operations	-	-	-	-	-
Total Revenues	-	-	-	-	-
Net Assets Released from Restrictions	-	-	-	-	-
Total Revenues & Net Assets Release	-	-	-	-	-
<u>Expenses</u>					
Instruction	-	-	-	-	-
Research	-	-	-	-	-
Public Service	-	-	-	-	-
Academic Services	-	-	-	-	-
Student Services	-	-	-	-	-
Institutional Support	-	-	-	-	-
Other Expense	-	-	-	-	-
Total Education & General Expenses	-	-	-	-	-
Auxiliary Enterprises	-	-	-	-	-
Independent Operations	-	-	-	-	-
Total Expenses	-	-	-	-	-
Increase (Decrease) in Net Assets from Operations	-	-	-	-	-
<b>NON OPERATING</b>					
Gifts, Bequests, NonOperating Contributions	-	-	-	-	-
Restricted Equipment Purchases	-	-	-	-	-
Reinvested Gains & Losses & Income from Investments	-	-	-	-	-
Gains & Losses on Disposal of Property	-	-	-	-	-
Other revenues and expenses, net	-	-	-	-	-
Increase (Decrease) in Net Assets from NonOperating Activity	-	-	-	-	-
Increase (Decrease) in Unrestricted Net Asset:	-	-	-	-	-

CIHE DATA FORM SUMMARY 2  
**STATEMENT OF UNRESTRICTED REVENUES AND EXPENSES**  
 PERCENT OF TOTAL OPERATING BUDGET

Please complete general information	2 Years <u>Prior</u> 2003	1 Year <u>Prior</u> 2004	Most Recent <u>Year</u> 2005	Current <u>Year</u> 2006	Next Year <u>Forward</u> 2007	2 Years <u>Forward</u> 2008
<b>OPERATING</b>						
<u>Revenue</u>						
Net Tuition Revenue	-	-	-	-	-	-
Gov't Appropriations	-	-	-	-	-	-
Contributions used in Operations	-	-	-	-	-	-
Endowment Income used in Operations	-	-	-	-	-	-
Federal & State Student Aid	-	-	-	-	-	-
Gov't & Private Sponsored Research	-	-	-	-	-	-
Other Income	-	-	-	-	-	-
Auxiliary Enterprises	-	-	-	-	-	-
Sales & Services of Educ. Activities	-	-	-	-	-	-
Independent Operations	-	-	-	-	-	-
Total Revenues	-	-	-	-	-	-
Net Assets Released from Restrictions	-	-	-	-	-	-
Total Revenues & Net Assets Release	-	-	-	-	-	-
<u>Expenses</u>						
Instruction	-	-	-	-	-	-
Research	-	-	-	-	-	-
Public Service	-	-	-	-	-	-
Academic Services	-	-	-	-	-	-
Student Services	-	-	-	-	-	-
Institutional Support	-	-	-	-	-	-
Other Expense	-	-	-	-	-	-
Toal Education & General Expenses	-	-	-	-	-	-
Auxiliary Enterprises	-	-	-	-	-	-
Independent Operations	-	-	-	-	-	-
Total Expenses	-	-	-	-	-	-
Increase (Decrease) in Net Assets from Operations	-	-	-	-	-	-

CIHE DATA FORM SUMMARY 3  
**STATEMENT OF UNRESTRICTED OPERATING REVENUES AND EXPENSES**

Please complete general information	Most Recent Year <u>2005</u>	Budget <u>2005</u>	Variance <u>Actual v Budget</u>	Pct <u>Variance</u>
<b>FROM OPERATIONS</b>				
<u>Revenue</u>				
Tuition & Fees	0	0	0	-
Less: Financial Aid	0	0	0	-
Net Tuition & Fees Revenue	0	0	0	-
Gov't Appropriations	0	0	0	-
Contributions used in Operations (1)	0	0	0	-
Endowment Income used in Operations	0	0	0	-
Federal & State Student Aid	0	0	0	-
Gov't & Private Sponsored Research	0	0	0	-
Other Income	0	0	0	-
Auxiliary Enterprises	0	0	0	-
Sales & Services of Educ. Activities	0	0	0	-
Independent Operations	0	0	0	-
Total Revenues	-	-	-	-
Net Assets Released from Restrictions	0	0	0	-
Total Revenues & Net Assets Released	-	-	-	-
<u>Expenses</u>				
Instruction	0	0	0	-
Research	0	0	0	-
Public Service	0	0	0	-
Academic Services	0	0	0	-
Student Services	0	0	0	-
Institutional Support	0	0	0	-
Other Expense	0	0	0	-
Total Education & General Expenses	-	-	-	-
Auxiliary Enterprises	0	0	0	-
Independent Operations	0	0	0	-
Total Expenses	-	-	-	-
Increase (Decrease) in Net Assets from Operations	-	-	-	-
Footnote:				
(1) Includes receivables of:	0	0	0	-

**CIHE DATA FORM SUMMARY  
FINANCIAL HEALTH RATIOS**

Please complete general information	2 Years <u>Prior</u> 2003	1 Year <u>Prior</u> 2004	Most Recent <u>Year</u> 2005
<b>Expendable Resources to Debt</b>			
Unrestricted + Temporarily Restricted Net Assets			
- (Land,Bldg,Equip Net + Funds Held Under Bond Agreement			
<u>- Long Term Debt)</u>	-	-	-
Long Term Debt			
<b>Expendable Resources to Operations</b>			
Unrestricted + Temporarily Restricted Net Assets			
- (Land,Bldg,Equip Net + Funds Held Under Bond Agreement			
<u>- Long Term Debt)</u>	-	-	-
Total Expenses			
<b>Total Net Asset to Operations</b>			
<u>Total Net Assets</u>	-	-	-
Total Expenses			
<b>Return on Net Assets</b>			
<u>Change in Total Net Assets</u>	-	-	-
Total Net Assets (Beginning of Year)			
<b>Net Income Ratio</b>			
<u>Change in Total Unrestricted Net Assets</u>	-	-	-
Total Rev & Net Assets Released from Restrictions			
<b>Net Operating Ratio</b>			
<u>Change in Net Assets from Operations (*)</u>	-	-	-
Total Rev & Net Assets Released from Restrictions			
<b>Total Resources per FTE Student</b>			
(1) <u>Total Net Assets - Net Investment in Plant</u>	-	-	-
FTE Students			
(2) <u>Total Operating Expense</u>	-	-	-
FTE Students			
(3) <u>Total Operating Expense - Research</u>	-	-	-
FTE Students			
<b>Debt Ratio</b>			
<u>Change in Unrestr. Net Assets + Deprec. + Interest</u>	-	-	-
Interest + Principal Payments			
<b>Debt / Equity</b>			
<u>Total Net Assets</u>	-	-	-
Long Term Debt			
<b>Capital Ratio</b>			
<u>Depreciation + Interest</u>	-	-	-
Total Operating Expenses			
<b>Age of Plant</b>			
<u>Accumulated Depreciation</u>	-	-	-
Depreciation			

\* Gains and Losses from Long-Term Investments, Extraordinary Gifts, and Contributions/Pledges Receivable over one year should be excluded from operating net assets ratios.

CIHE DATA FORM SUMMARY  
**FINANCIAL RATIOS**

Please complete general information	2 Years	1 Year	Most Recent	Current
	<u>Prior</u>	<u>Prior</u>	<u>Year</u>	<u>Year Budget</u>
	2003	2004	2005	2006

**STATEMENT OF UNRESTRICTED REVENUES & EXPENSES RATIOS**

INCOME ALLOCATION

Internal Sources

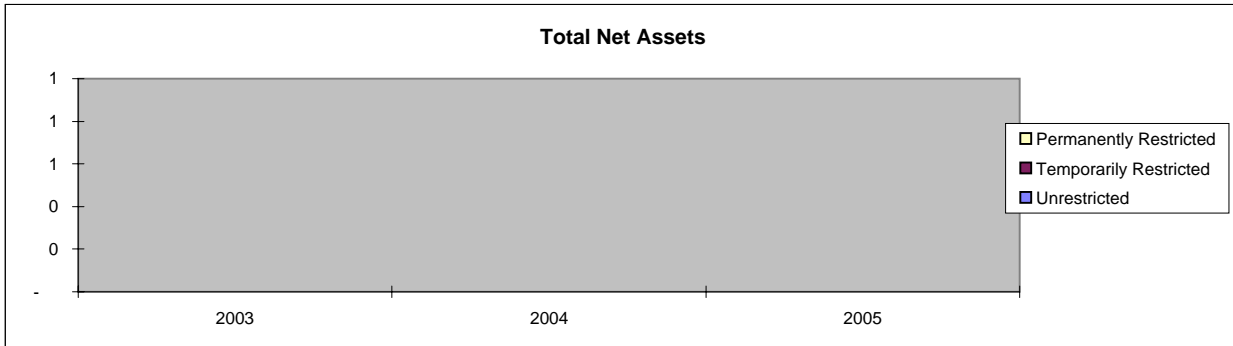
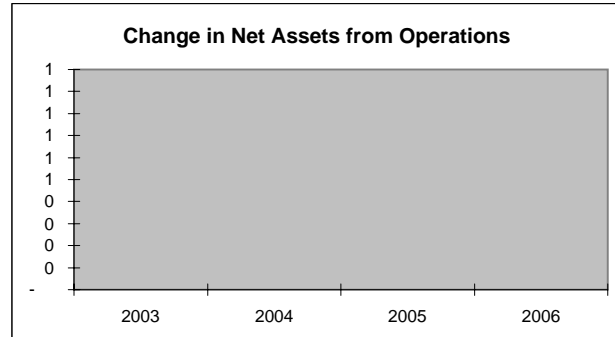
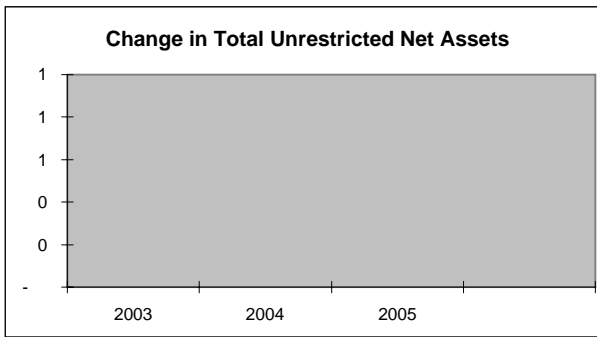
Net Tuition & Fees	<u>Net Tuition &amp; Fee Revenue</u>	-	-	-	-
	Total Revenue & Net Assets Released				
	- Aux. Ent. Exp - Indep Opr Exp				
Endowment	<u>Endowment Income Used in Operations</u>	-	-	-	-
	Total Revenue & Net Assets Released				
	- Aux. Ent. Exp - Indep Opr Exp				
Net Auxiliary & Other	Other Income + Sales & Svcs of Educ Activ				
	<u>+ Auxiliary Ent Rev - Auxiliary Ent Exp</u>	-	-	-	-
	Total Revenue & Net Assets Released				
	- Aux. Ent. Exp - Indep Opr Exp				

External Sources:

Net Independent Opr	<u>Independent Operations: Rev - Exp</u>	-	-	-	-
	Total Revenue & Net Assets Released				
	- Aux. Ent. Exp - Indep Opr Exp				
Contributions	<u>Contributions used in Operations</u>	-	-	-	-
	Total Revenue & Net Assets Released				
	- Aux. Ent. Exp - Indep Opr Exp				
Grants & Net Assets Released & Fed. Stdt Aid	Federal & State Student Aid + Govt & Private Sponsored Research + Net Assets <u>Released from Restrictions</u>	-	-	-	-
	Total Revenue & Net Assets Released				
	- Aux. Ent. Exp - Indep Opr Exp				

RESOURCE ALLOCATION

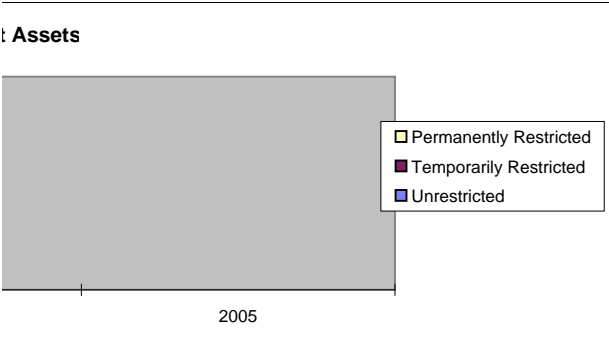
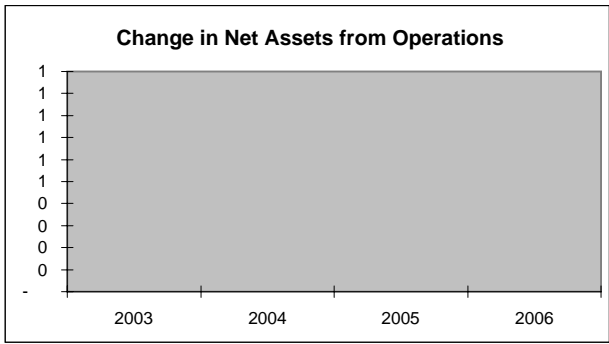
Education Core	<u>Instruction + Research + Public Service</u> <u>+ Academic Support</u>	-	-	-	-
	Total Rev & Net Assets Released				
	- Aux. Ent. Exp - Indep Opr Exp				
Student Life	<u>Student Services</u>	-	-	-	-
	Total Rev & Net Assets Released				
	- Aux. Ent. Exp - Indep Opr Exp				
Institutional Support	<u>Institutional Support + Other Expenses</u>	-	-	-	-
	Total Rev & Net Assets Released				
	- Aux. Ent. Exp - Indep Opr Exp				
Contribution to Net Assets from Operations	<u>Change in Net Assets from Operations</u>	-	-	-	-
	Total Rev & Net Assets Released				
	- Aux. Ent. Exp - Indep Opr Exp				

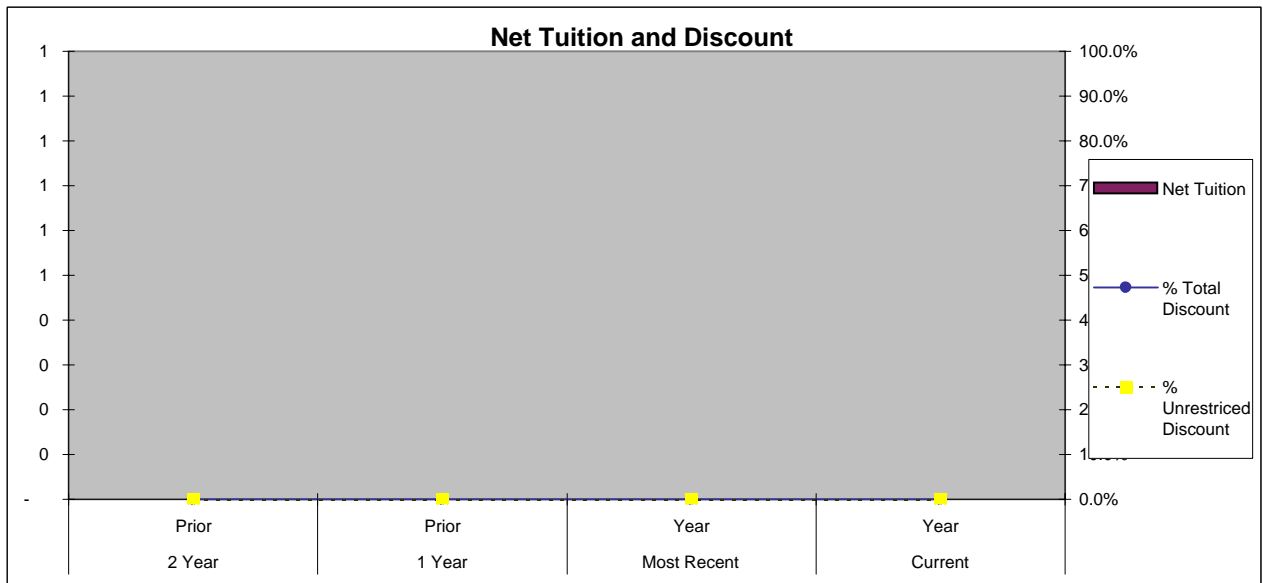


**Please complete general information**

	<u>2003</u>	<u>2004</u>	<u>2005</u>	<u>2006</u>
Chg in Unrestricted Net Assets from Operatic	-	-	-	-
Chg in Total Unrestricted Net Assets	-	-	-	-

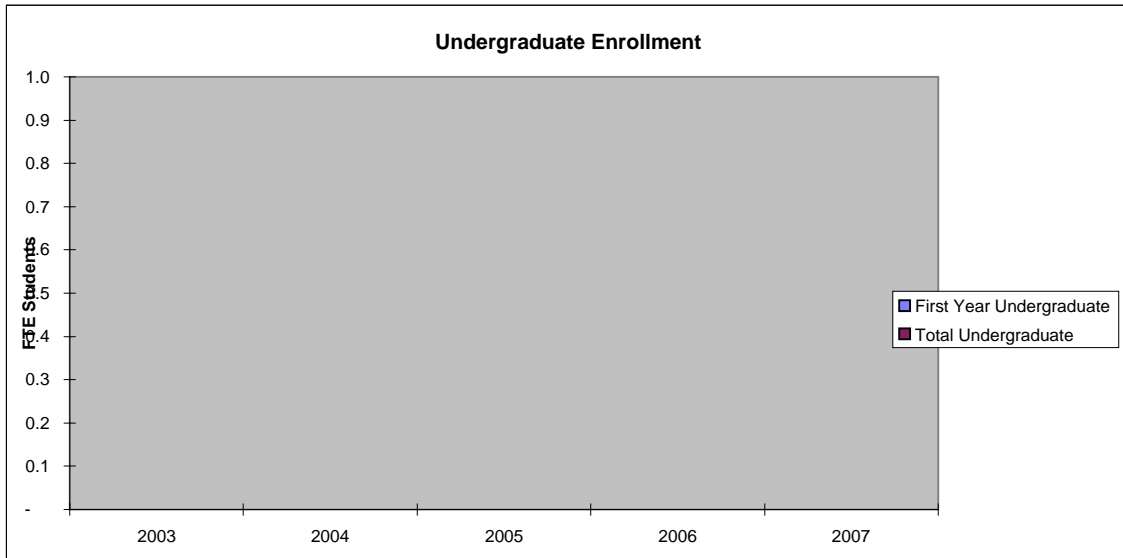
	<u>2003</u>	<u>2004</u>	<u>2005</u>
Unrestricted	-	-	-
Temporarily Restricted	-	-	-
Permanently Restricted	-	-	-
Total Net Assets	-	-	-





**Please complete general information**

	2 Year <u>Prior</u> 2003	1 Year <u>Prior</u> 2004	Most Recent <u>Year</u> 2005	Current <u>Year</u> 2006
Tuition & Fees	-	-	-	-
Less: Financial Aid	-	-	-	-
Net Tuition	-	-	-	-
% Total Discount	-	-	-	-
Unrestricted Institutional Aid	0	0	0	0
% Unrestricted Discount	-	-	-	-



**Please complete general information**

**FTE Enrollment**

	<u>2003</u>	<u>2004</u>	<u>2005</u>	<u>2006</u>	<u>2007</u>
First Year Undergraduate	-	-	-	-	-
Total Undergraduate	-	-	-	-	-