


# Getting to your Student Services page

To access your student services page:

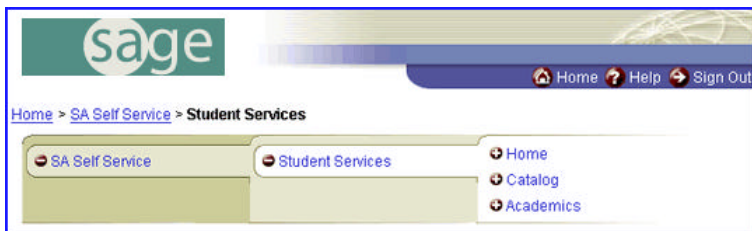
1. Log on to **sage**.
- 



2. Click on **SA Self Service**.
- 



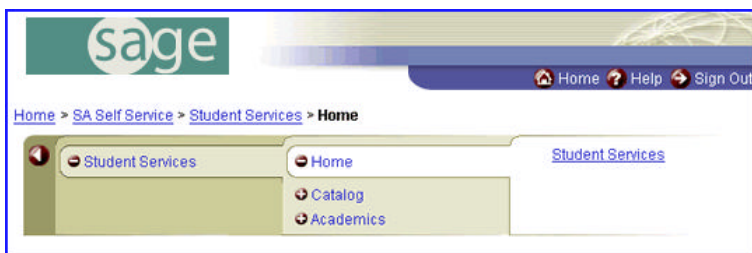
3. Click on **Student Services**
- 



4. Click on **Home**.


**Note:** you can also use the Catalog and Academics links here for enrolling in classes, viewing your class schedule, viewing the course catalog and searching for classes.

---



5. Click on **Student Services**
-

The *Student Services* page displays.



This page provides access to:

*Academics* -

- ♦ Viewing the course catalog
- ♦ Viewing the schedule of classes
- ♦ Enrolling in classes
- ♦ Viewing your class schedule

*Finances* -

- ♦ Viewing Financial Aid web sites

*Health Insurance* -

- ♦ Enrolling in Brandeis-sponsored health insurance
- ♦ Waiving Brandeis-sponsored health insurance