








Guide to reading the 2016 BOLLI Journal in ISSUU

The 2016 issue of the BOLLI Journal uses an application called ISSUU to allow you to navigate the publication and customize how you see it. Use the following icons at the bottom of the screen to move around the Journal.

	Go to next page
	Go to previous page
	Go to full screen
	Toggle between single page and facing pages
	See range of pages so you can navigate to various sections of the publication
	Search for specific text (for example, the name of an author) within the publication
	Adjust the size of the font by clicking on the + or – signs or by using the slider

The items in the Table of Contents (pages 9 – 11) are clickable, letting you go to a specific item or a specific image.

Another way to jump to a particular page is to use the “range of pages” icon (5th row in the table above). You will then be able to select what page or facing pages you want to go to.

The best way to learn about using ISSUU is to try it out. Questions? Contact Matt Medeiros (mmedeiros@brandeis.edu, 781-736-2992).